

STAFFORDSHIRE



LOCAL
INVOLVEMENT
NETWORK

**Staffordshire LINK Contract Monitoring Report
November Edition 2011**

Contents Page

1. Finance		
Year Spend	Page 4	
2. Participation		
Participants	Page 4	
Organisations	Page 5	
Categories	Page 6	
3. Representation		
Group Members and Participants		Page 7
Enter and View Previous Visits		Page 8-9
Enter and View Authorised Representatives		Page 10
Engagement and Outreach – Support Team and Co-ordinating Group		Page 11
Engagement and Outreach – Development Workers		Page 12
4. Training		
Training carried out by LINK Participants	Page 13	
Training carried out by LINK Staff	Page 13	
Training carried out by LINK Co-ordinating Group	Page 13	

5. Communication
Types of communication
Website Statistics

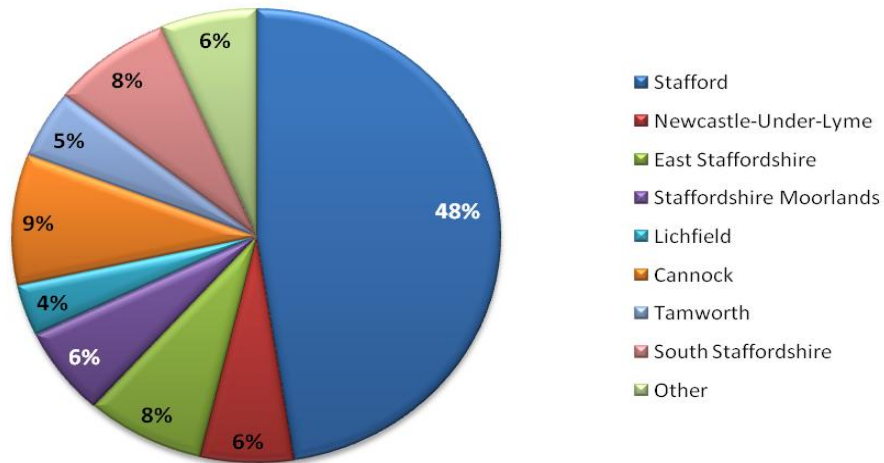
Page 14

Page 15

Finance: Year spend to date: £117,377

1. Participation

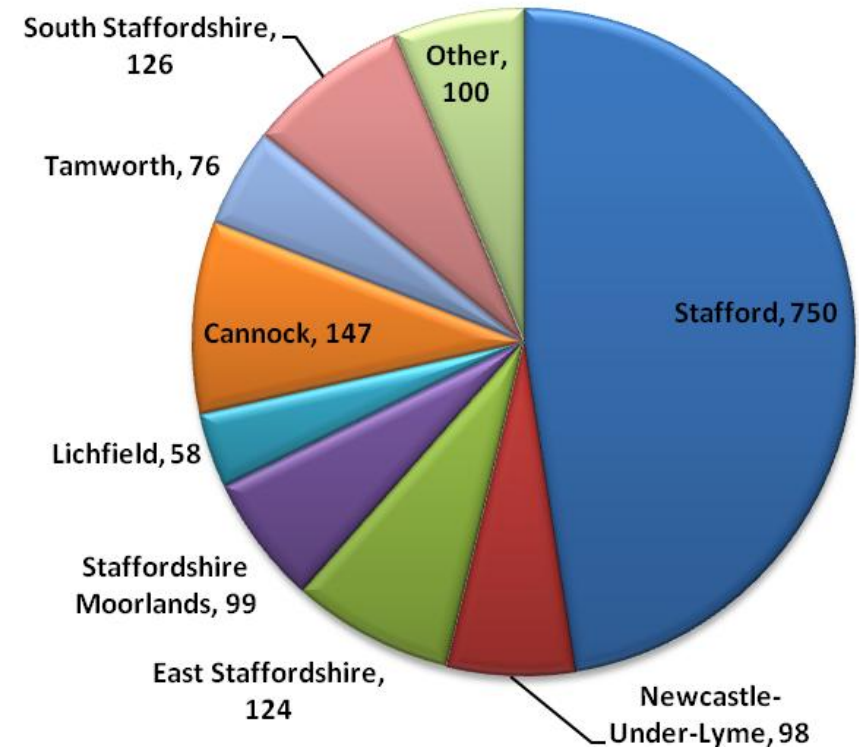
Participants by District to date



Individuals total: 1709

343 Individuals not accounted for in Districts

Total Participants via District

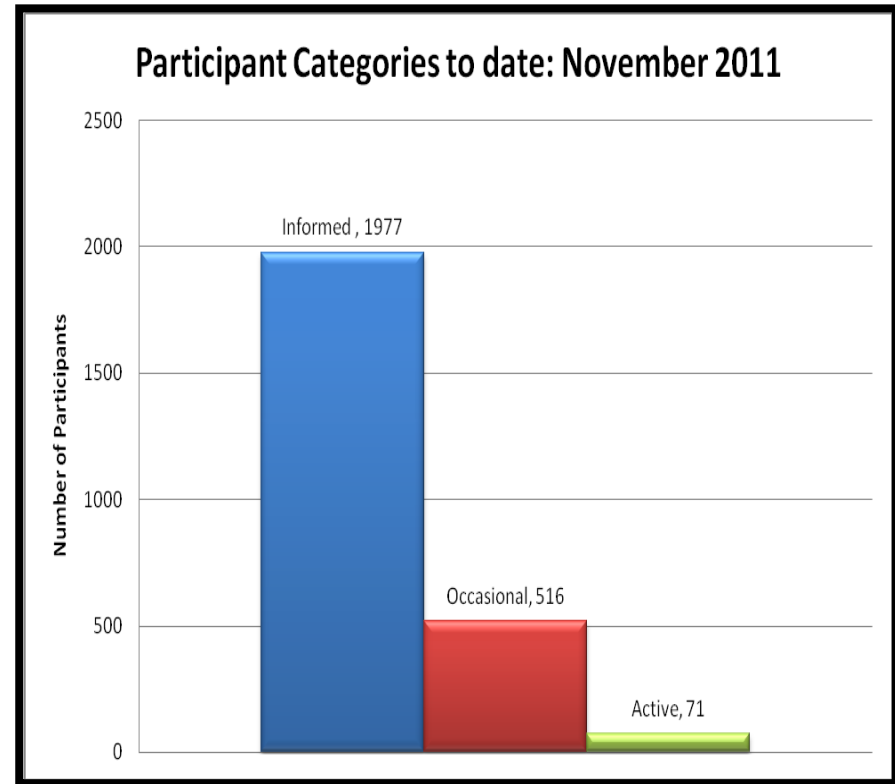
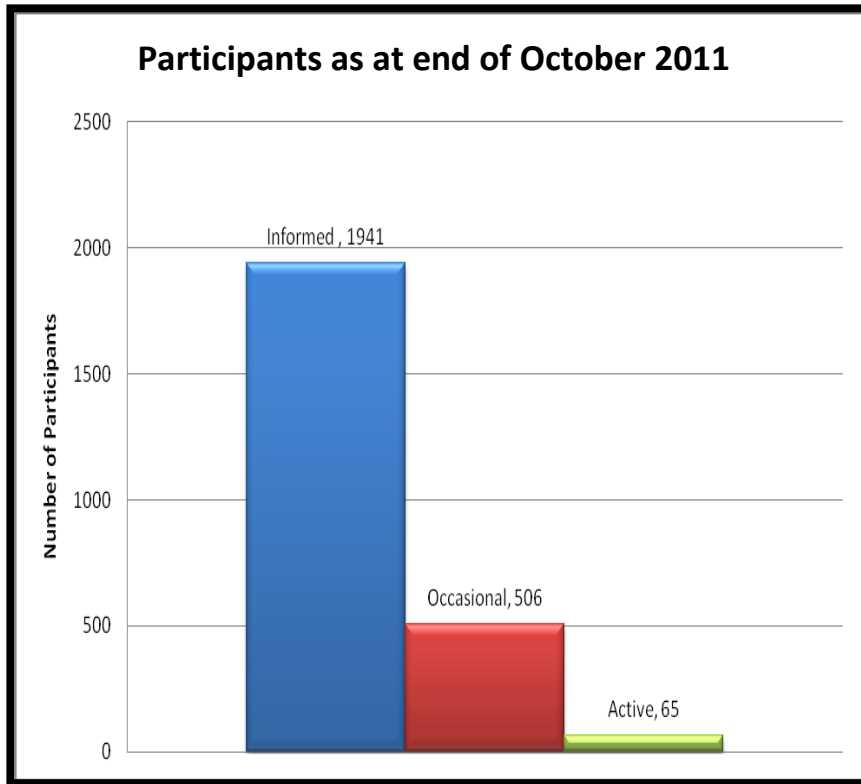


Organisations to date

Total: 268

268 not accounted for in districts.

(Pie charts to be added to show similar information to participants on page 4.



Increases from April – Sept 2011 to Sept – Nov 2011-

Informed = 2% Occasional = 2% Active = 9%

Informed Participants: are groups and individuals who register their interest in the LINK and receive information, whether general updates and/or thematic interest.

Occasional Participants: are informed participants who also respond to a particular LINK issue, or attend a workshop or meeting on a specific topic, occasionally once or twice throughout the year.

Active Participants: are groups or individuals who have a high level of participation, for example someone who takes part in an activity at least once a month, including workshops, meetings, training and representing the LINK externally.

Representation in November 2011

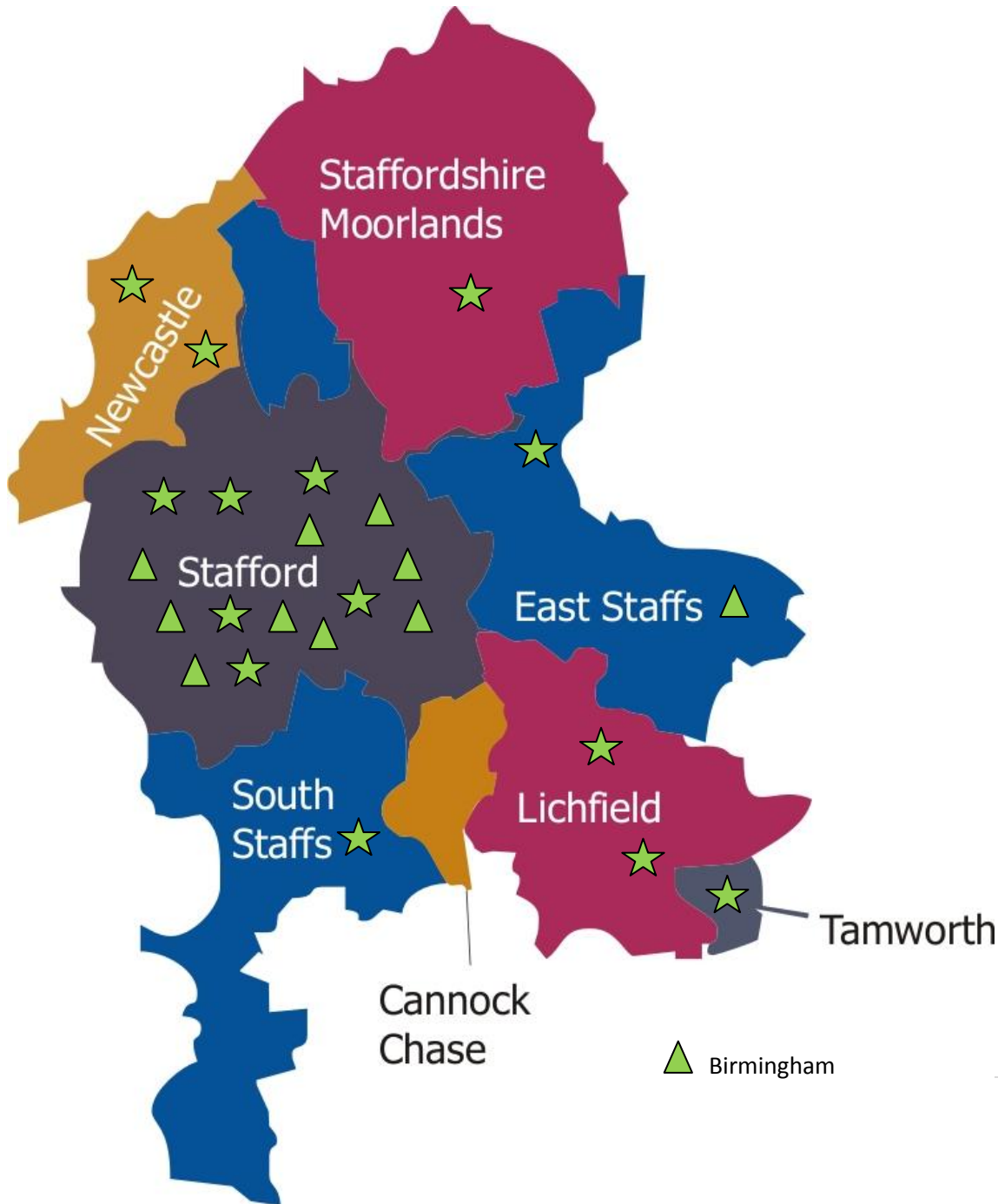
Group Members and LINK Participants Representation

Key:

▲ CG Members

★ LINK Participants

★ ▲ NEW ENGAGEMENTS



Increase in representation from October - November 2011:

CG: 11

Participants: 14

Numbers and data taken from the Staffordshire LINK calendar – NOT individual engagement forms









Total Representation to date:

CG: 48

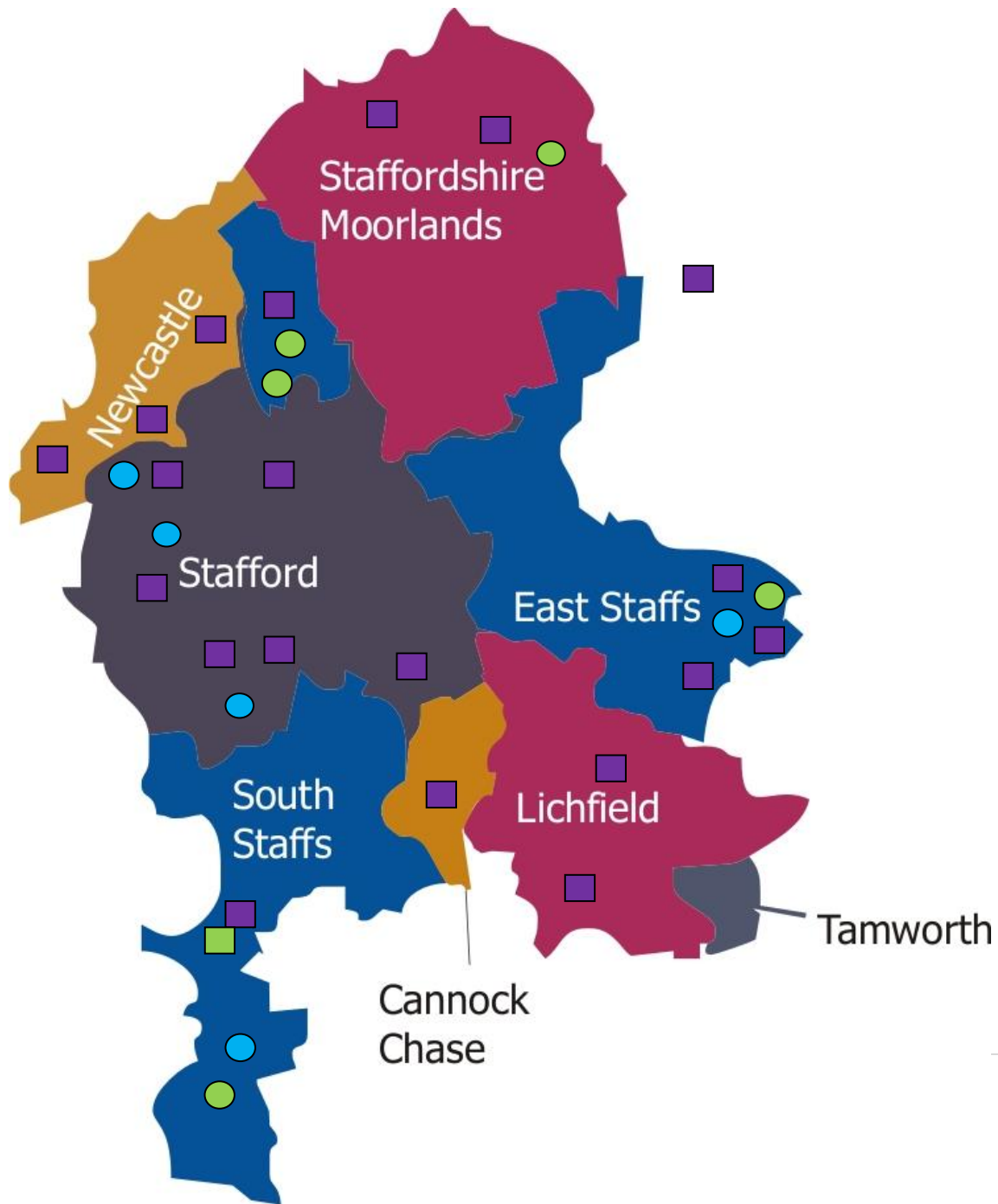
Participants: 37

Enter and View:

Visits that have taken place:

Service	Service Type	Date of Visit	Date of Report	Recommendations Made	Follow up Activity	Status	Complete
Burton Hospital – Ward 8 & 20	NHS	28.03.2011	06.04.2011	Recommendations made.	Date to be added		
Stafford Hospital – Ward 10	NHS	05.05.2011	02.06.2011	Recommendations made.	Date to be added		
WMAS – Halo	NHS	18.07.2011	18.08.2011	None required.	None Required		
Cannock Hospital - Littleton Ward	NHS	26.08.2011	09.09.2011	Recommendations made.	Date to be added		
UHNS - A&E and FEAU	NHS	5.09.2011			Date to be added		
UHNS – Ward 19	NHS	06.09.2011	22.11.2011	Recommendations made.	Date to be added		
UHNS - Ward 121	NHS		Being produced		Date to be added		
Stafford Hospital – A&E	NHS	19.09.2011	Being produced		Date to be added		

Roller Mill Day Service	DS	06.10.2011	28.10.2011	None to be made.	None required		
Hilcote Hall	NH	25.10.2011	Draft Produced	6 to be made.	Post Meeting: 03.11.2011		
George Bryan Centre	NHS	27.10.2011	Draft Produced	2 to be made.			
Oaken Terrace	CH	24.11.2011	Draft Produced	4 to be made.			
Cheadle Hospital	H	03.11.2011	Draft Produced	2 to be made.			
Bradwell Hall	NH	14.11.2011	Draft produced	4 to be made.	Post meeting: 02.12.2011		
Highfield Court	LD	14.11.2011	Draft Produced	4 to be made.			
Beatrice Court	NH	16.11.2011	Draft Produced	2 to be made.			



Enter and View Authorised Representatives

Key:

- Authorised Visitor
- Trainee
- ● NEW TRAINEE/AR

Total Representatives November 2011:

- **Authorised Representatives: 21**
Increase: 5%
- **Trainee Representatives: 10**
Increase: 150%

Engagement and Outreach to date: November 2011

Key:

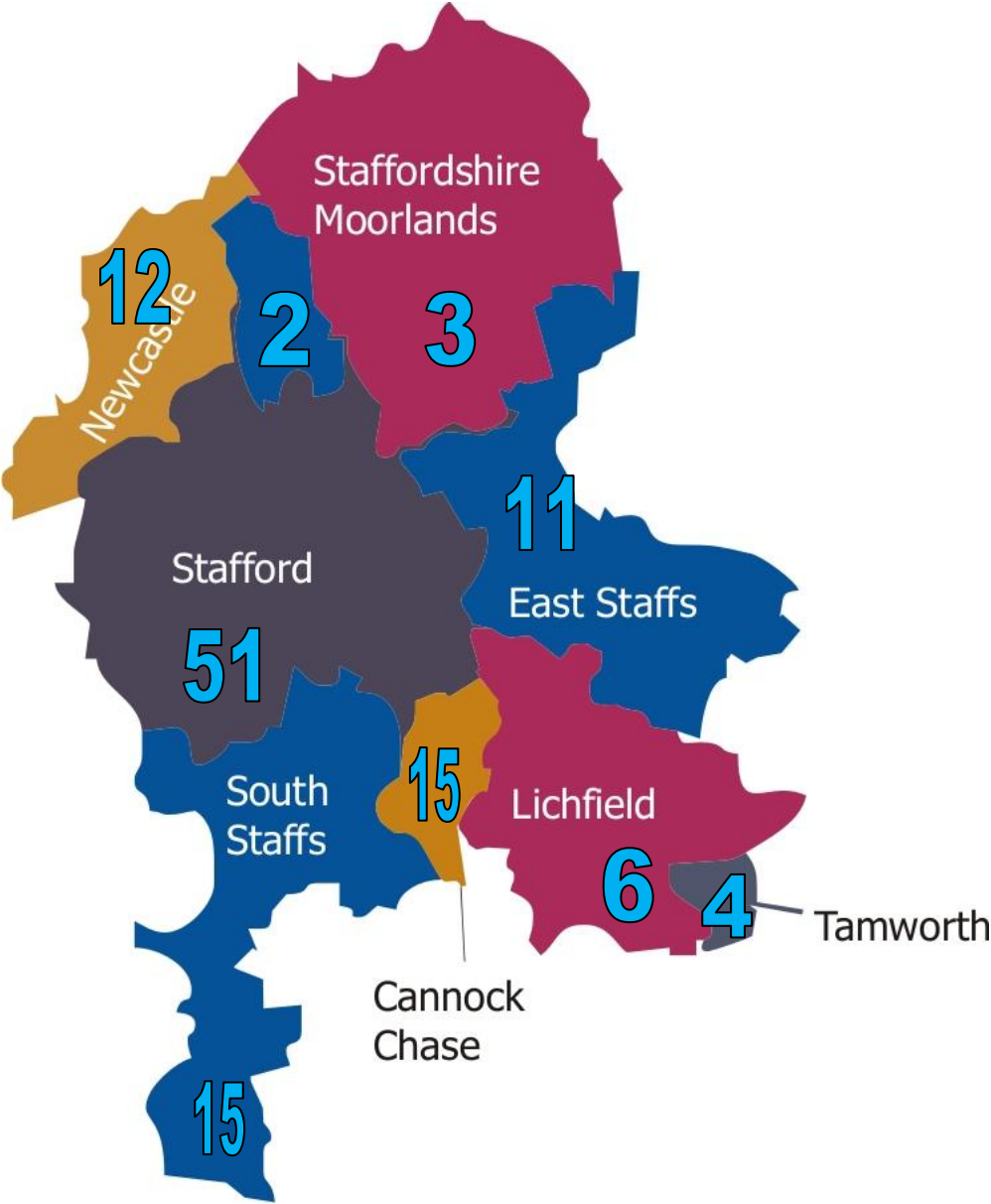
Development Workers

New Engagements from October – November 2011:

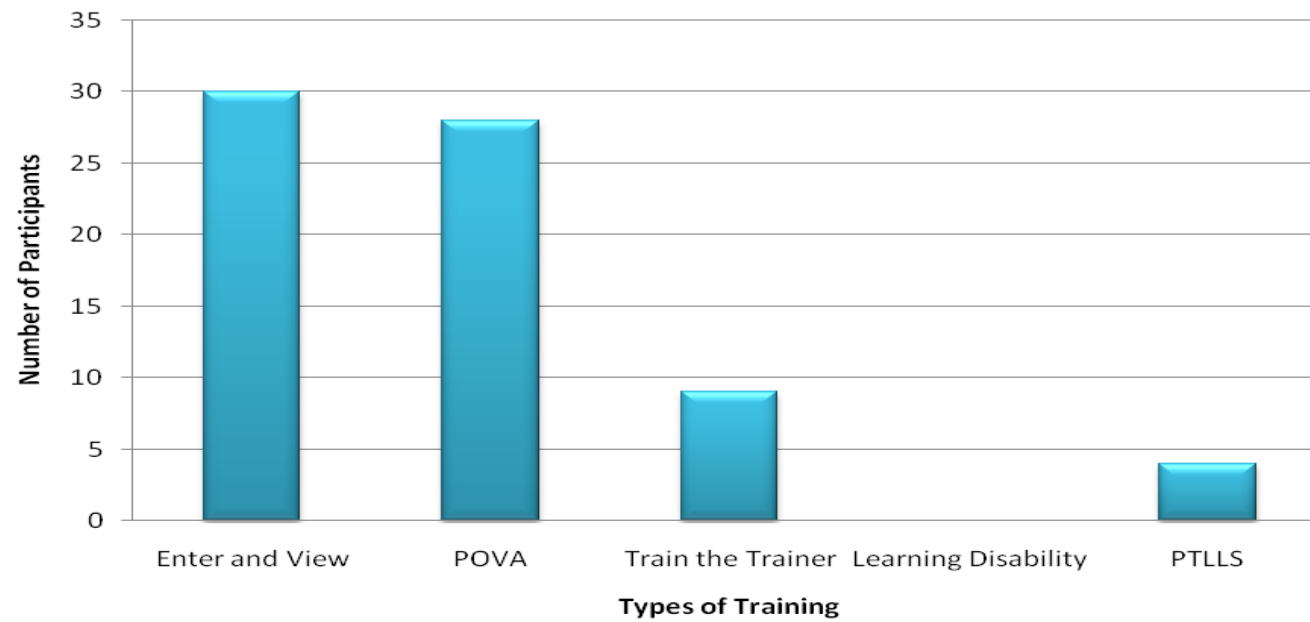
52

Number of people engaged with: as at end of November 2011

1812



Training carried out by LINK Participants



Key:

POVA: Protection of Vulnerable Adults – Safeguarding training for Enter and View Representatives

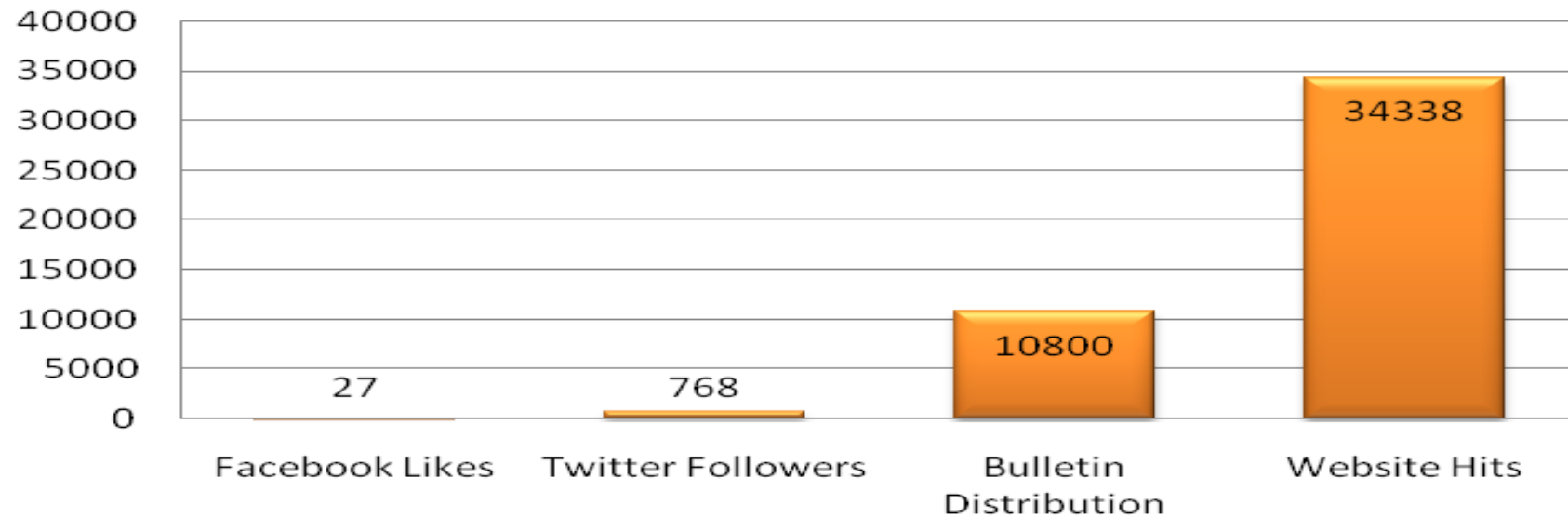
Train the Trainer: Training for Trainers who wish to administer Enter and View Training – To allow the LINK to train their own trainers to save on costs for Enter and View

PTLLS: Preparing to teach in the lifelong learning sector

Enter and View training scheduled for January 2012

POVA training scheduled for early 2012

Types of Communication



Communication to date: April – November 2011

November monthly increase:

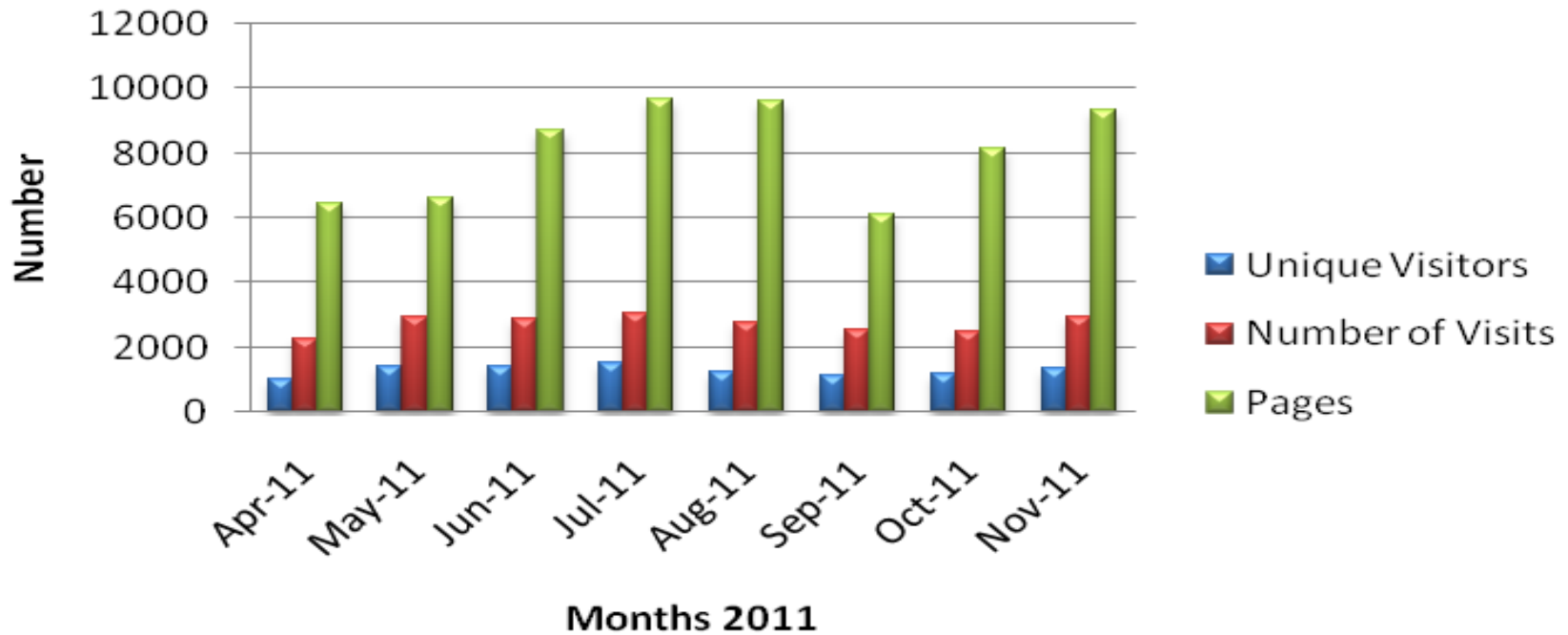
Facebook increase: **4%**

Twitter increase: **10%**

Bulletin increase: **20%**

Website hits increase: **16%**

Website Statistics including Nov-11



November monthly increase:

Unique Visitors: **16.5%**

Number of Visits: **19%**

Pages: **14%**